



INNOVATIVE LED LIGHTING

TECHNICAL PARAMETERS

WEEE Number: 80133970

## INSTRUCTION MANUAL



Model: VT-834

Power: 4W

### INTRODUCTION

Thank you for selecting and buying V-TAC LED wall light. V-TAC will serve you the best. Please read these instructions carefully before starting the installation and keep this manual handy for future reference. If you have any other query, please contact our dealer or local vendor from whom you have purchased the product. They are trained and ready to serve you at the best.

In case of any query/issue with the product please reach out to us at support@vtacexports.com

## TECHNICAL PARAMETERS

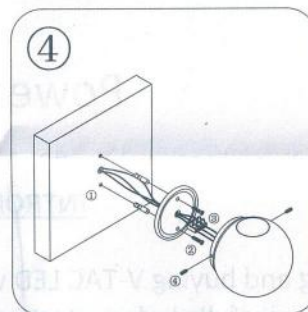
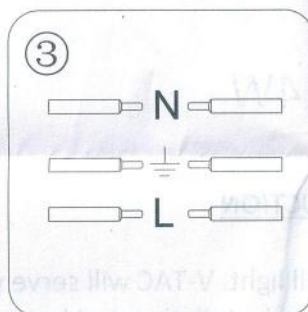
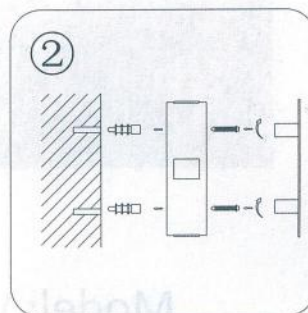
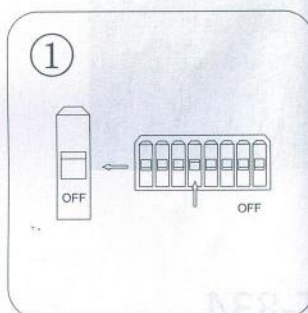
|                    |                      |
|--------------------|----------------------|
| Model No:          | VT-834               |
| Power:             | 4W                   |
| Input Voltage:     | AC220-240V, 50/60 Hz |
| Lumens:            | 440lm                |
| Beam Angle:        | 90°                  |
| CRI:               | >80                  |
| Protection Rating: | IP 65                |

## INSTALLATION REQUIREMENT

- Install only by certified electrician.
- **Please connect with the driver properly before connecting main supply.**
- Proper grounding should be ensured throughout installation.
- The lighting should be located in dry area.

## INSTALLATION INSTRUCTIONS

- Switch off the power.
- Cut appropriate size hole on the wall. Put the rubber plug into the hole. Fix the bracket on the ceiling with screw.
- Connect the AC
- Install the lamp body into the bracket and tighten the screw safely and solidly.



In case of any query/issue with the product please reach out to us at [support@vtacexports.com](mailto:support@vtacexports.com)